

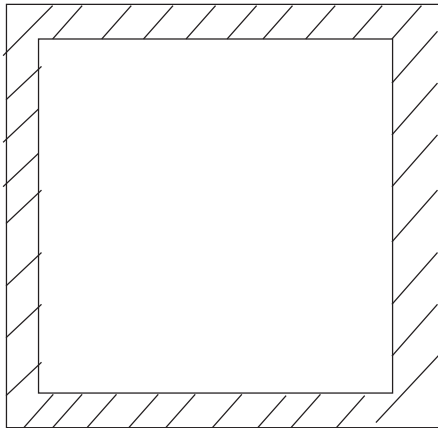
# INSTRUCTION SHEET

16200084

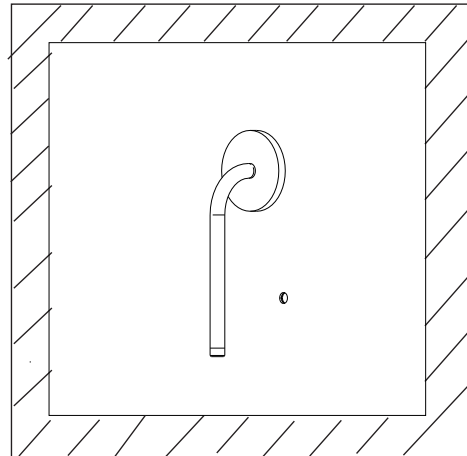
Description: AXP / MXP Stirrer Cover Kit # 14114052

Contents: 1 – 13076202 Tray  
1 – 59004004 RTV  
1 – 16200084 Instruction Sheet

## Procedure:

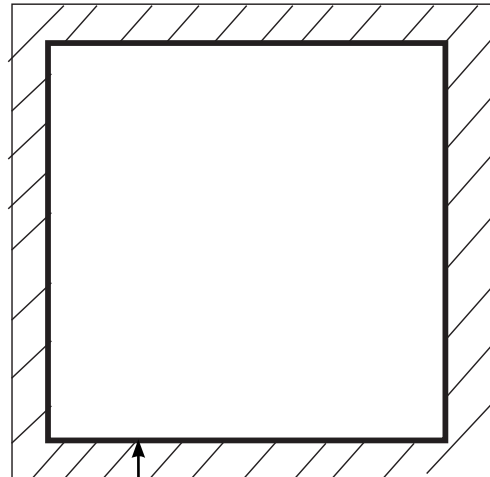


1. Tape edges of tray.



2. Tape edges of tray opening.

**Note:** Thoroughly clean the tray channel before applying RTV



3. Apply bead of RTV to oven cavity.

Perform steps 1, 2 and 3

4. Press tray into place.

5. Remove excess RTV.

**Note:** If RTV did not fill all areas around opening, add extra as needed.

6. Remove excess RTV from around tray.

7. Wait a minimum of 72 hours, remove tape.

ACP, Inc.  
225 – 49TH Avenue Drive SW  
Cedar Rapids, IA 52404

REV. 0  
DATE: 12-21-12  
PART #: 16200084  
Page 1 OF 1