




INSTRUCTION SHEET


16200016

- Description:** AXP20 Ground Wire Kit
- Contents:**
- 1 – 13017715 Wire-Jumper
 - 1 – 59004074 Tap Connector
 - 1 – 16200016 Instruction Sheet

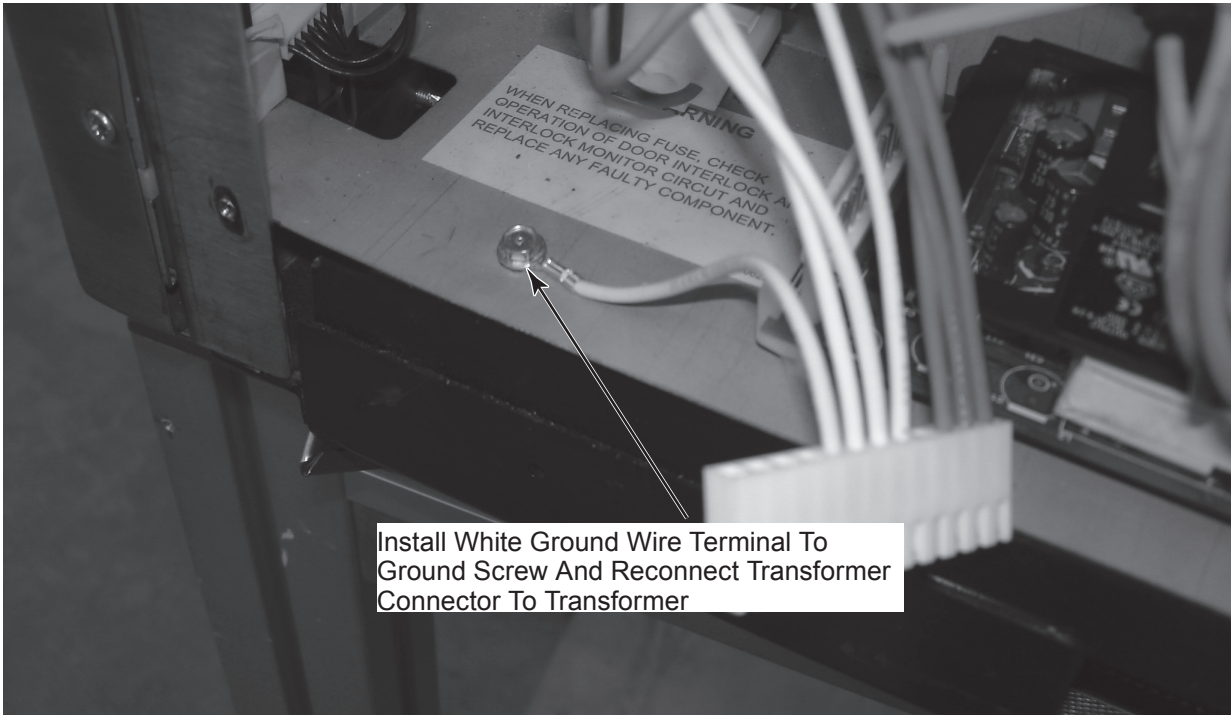
Note: Determine if there is three white wires or four white wires in transformer connection, if there is three white wires use Type A Instructions on page 2, if there are four white wires use Type B Instructions on page 4.



Determine If There Are Three Or Four White Wires In Transformer Connector.






Remove Ground Screw




Install White Ground Wire Terminal To Ground Screw And Reconnect Transformer Connector To Transformer

TYPE B CONNECTOR INSTRUCTIONS





Slide White Ground Wire attached to Ground Wire into Tap Connector.



Squeeze Tap Connector with Pliers
Close Plastic Cover to Cover Connector